

Complementing the first internal displacement monitoring initiative in Ecuador, 1,700 surveys have been conducted to cover the entire year 2024, providing an overview that confirms the effects of armed conflict and violence on communities. This effort arises from the urgency to understand the circumstances that force people to leave their homes looking for safety. Although the purpose of the exercise is not to exhaustively characterize the displaced population, its findings make critical humanitarian needs visible.

With thanks to ECHO support, this work provides strategic data that facilitates the analysis of the situation and provides key inputs to address the humanitarian consequences of armed conflict and insecurity. The monitoring points to a rate of 910 displaced persons per 100,000 inhabitants over the age of 15 with internet access. In addition, by expanding the sample, the preliminary data is confirmed and refined, allowing extrapolation to a wider age range.

Displaced Population

- 92,888

Persons displaced as a result of armed violence, including age groups 5 to 14 years old and over 60 years old.
- 232,968

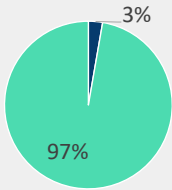
Persons older than 15 years of age would be internally displaced for different reasons.
- 82,876

People over 15 years of age (about 1%) have been displaced as a result of armed violence.
- 910

This is the rate of people displaced due to armed violence per 100,000 inhabitants over 15 years of age with internet access.



Persons who at some time during 2024 had to leave their place of residence

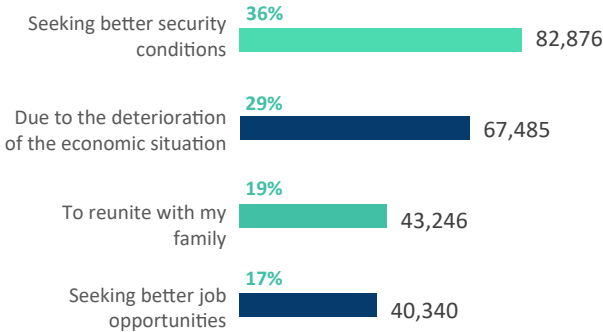


Yes 232,968
No 8,873,776

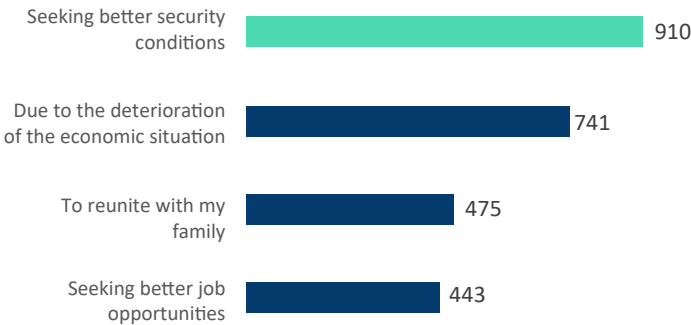
Population aged 15 and older with internet access 9,106,744

Causes of displacement


Number of displaced people, by cause¹




Internal displacement rate, by cause (2024), per 100,000 inhabitants




Other causes of displacement

- 


15% Seeking access to education services.

35,937
- 

15% To avoid interpersonal violence.

34,747
- 

11% Seeking access to healthcare services.

25,311
- 

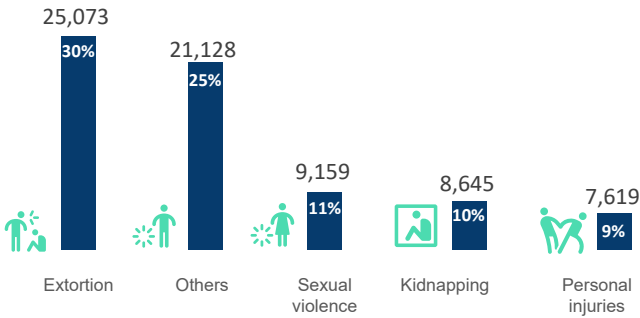
4% Occurrence of a disaster or natural threat.

9,206

102,353 people have been displaced for other reasons at a rate of 1,401 displaced people per 100,000 inhabitants.

Violent events experienced

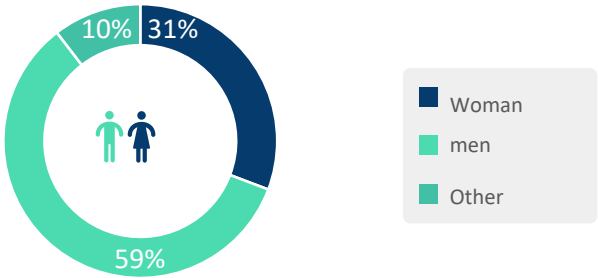
30% Displaced people have suffered extortion, and 100% report having experienced some kind of violence.



Profile of the displaced people

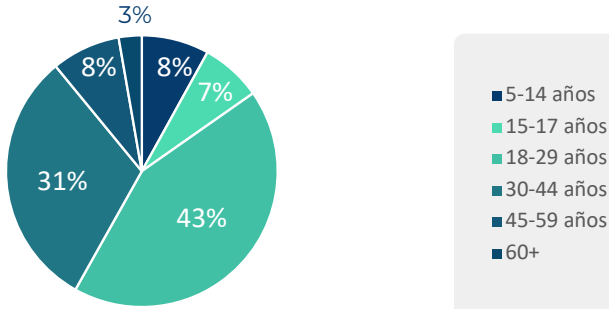
Distribution by sex and gender identity

Men are displaced in greater proportion than women and other gender identities due to armed violence and insecurity.



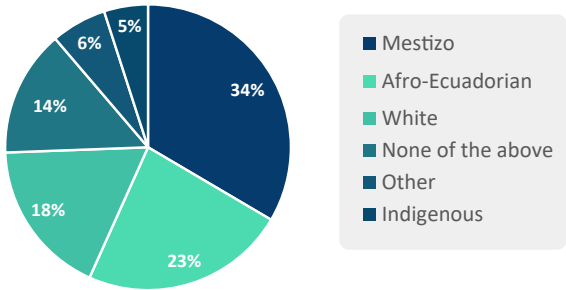
Age distribution²

75% of the displaced population falls within the age group of 18 to 44 years.
7% are children and adolescents.
18% are aged 45 and older.

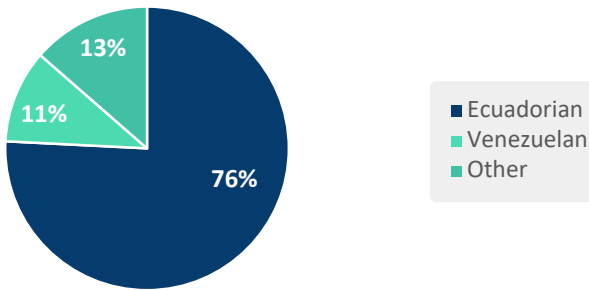






Understanding, consequently, that a significant portion of these vulnerable groups remain in their usual place of residence.




Ethnic affiliation of people displaced by armed violence



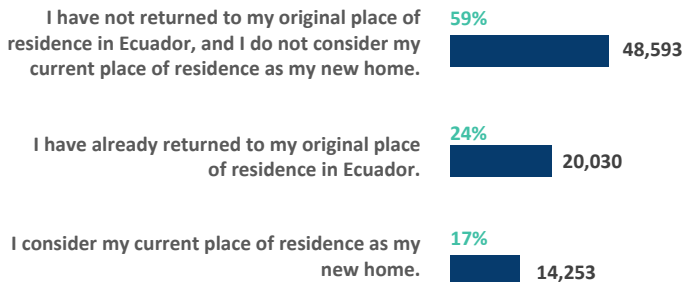
Nationality of people displaced by armed violence



-  **More than half are mestizo or white**, although this represents two-thirds of the national proportion of these groups.
-  **Nearly a quarter is Afro-descendant**, which represents three times the national proportion.
-  **5% is indigenous**, representing about two-thirds of the national proportion of this group.
-  **6% have some other ethnic affiliation.** The monitoring does not record any displacement of the Montubio population.

-  More than **three quarters of the displaced population is Ecuadorian**, which is evidence that armed violence is mainly directed at the local population.
-  **11% have Venezuelan nationality** and live in Ecuador for between 1 and 3 years.
-  **14% belong to other nationalities**, the majority, 11%, live in Ecuador for less than one year.

Current situation of displaced people



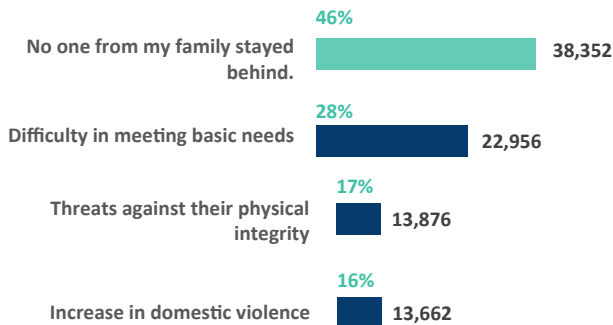
Consequently, of the population displaced by armed violence in 2024:

Three-fifths are in an uncertain situation.

A quarter have already returned to their usual place of residence.

Nearly **one-fifth** consider that they have started to rebuild their lives in a new place.

Situation of non-displaced family members



Family members who have not moved, also indicate having experienced:

- 7%** Loss of or limited access to public services.
- 7%** Loss of social ties with the rest of the community.
- 4%** Threats against their material goods.
- 4%** Threats of child recruitment in the household.

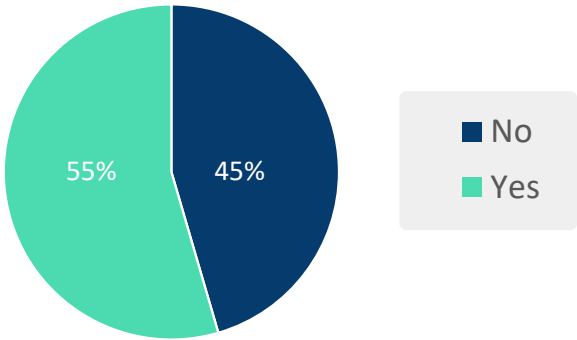
Characteristics of displacements

Mass Displacement:

55%

of the displaced population has been part of mass displacements.

Proportion of people as part of mass displacements



Mass displacement is considered when more than 10 families have been forced to leave their usual place of residence.

Multiple Displacement:

51,731

people were displaced only once.

100,719

Recorded displacement events

Proportion of displaced people by single and multiple displacement



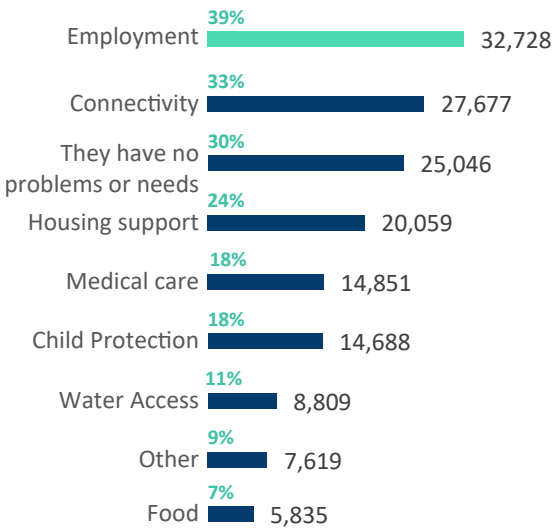
Number of single and multiple displacement events



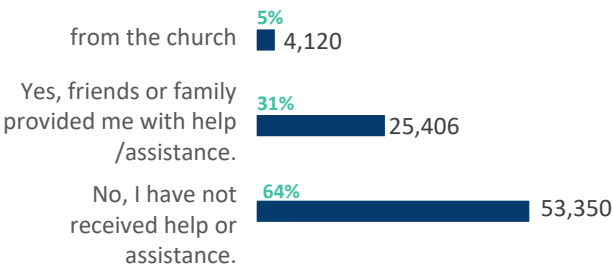
Multiple displacement occurs when a person has faced repeated events; this monitoring has inquired about up to three.

Needs of the displaced population

Main needs in the last three months of the displaced population



Assistance received by the displaced population due to armed violence and insecurity



Nearly two-thirds of displaced persons have not received assistance since leaving their place of residence.

The main needs of the population returning to their place of origin after displacement are the following:

- Employment
 - Housing support
 - Medical care
- Connectivity
 - Security



3% a 4%

of Displaced people are in need of security, electricity, menstrual care, and hygiene items.

Two-fifths of displaced persons are in need of employment.

One-third of displaced persons indicate that they do not have Needs

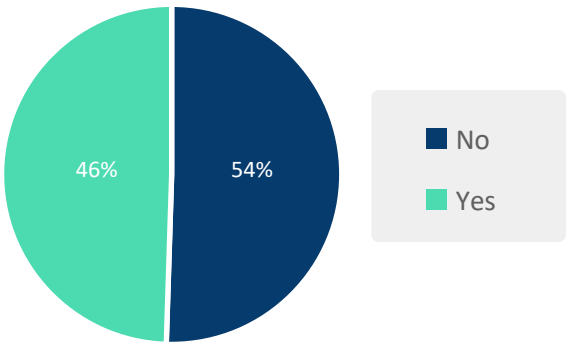
Nearly two-thirds of displaced people in need have not received assistance

Perception of security among the displaced population

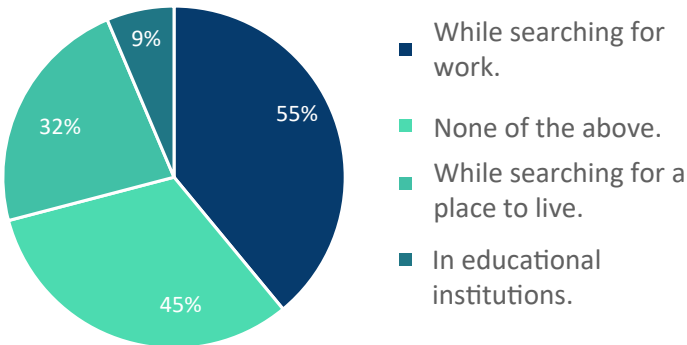
58% of the displaced population is concerned that children and adolescents may become victims of crime.

More than half of the people displaced by armed violence report rejection or mistreatment while seeking employment.

Displaced persons due to violence and insecurity who have experienced rejection or mistreatment.



Circumstances in which rejection or mistreatment has been experienced.



References

- (1) The answers to the question on the causes of displacement are multiple choice, so the percentages could not be added together, nor would they add up to 100%.
- (2) This graph includes the age groups 5 to 14 years old and over 60 years old.

The monitoring of internally displaced populations in Ecuador uses a remote data collection technique called Random Domain Intercept Technology (RDIT, for its acronym in English). To apply it, a survey was designed and made available from October 16, 2024, to January 25, 2024.

To consult the methodological note, please refer to the following link:
[Methodological note of the internal displacement population monitoring process in Ecuador.](#)